

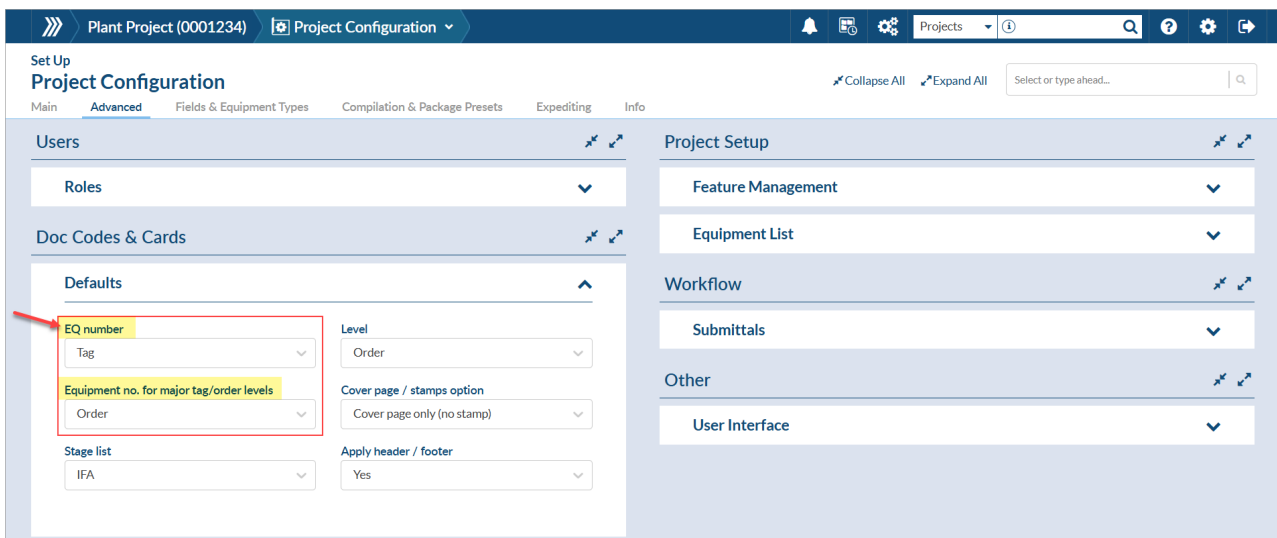
Modify Default Equipment (EQ) Number

04/08/2026 2:53 pm MDT

The default equipment (EQ) number is the value that is set to display whenever equipment units are generated on a template (for example, on cover sheets using the <Units_EqNumbField_List> variable).

To change the default EQ number, navigate to the project configuration page (**Project Menu > Set Up > Project Configuration**). Under the "Advanced" tab, expand the "Defaults" section. There are two options to configure:

- **EQ number:** Default for doc codes and [manual cards](#) linked via equipment units.
- **Equipment no. for major tag/order levels:** Default for order-level doc codes and [manual cards](#) linked via major tag.
 - *Note: This option is only visible for projects which use [major tags](#).*



The screenshot shows the 'Project Configuration' page for 'Plant Project (0001234)'. The 'Advanced' tab is selected, and the 'Defaults' section is expanded. Two options are highlighted in yellow: 'EQ number' (set to 'Tag') and 'Equipment no. for major tag/order levels' (set to 'Order'). A red arrow points to the 'EQ number' dropdown menu.




Note: The value initially selected for the default "EQ number" comes from the project template settings (see article: [Project Templates](#))











If a specific code requires a different EQ value to be generated, the value can be modified for the individual doc code. To make the adjustment, navigate to **Project Menu > Cards > Code List** and from the "Eq#" column, select a different value directly in the grid for the appropriate doc code.




Cards

Code List

 Grid row colors

Tools	Eq#	Level	Doc Code ↑
<input type="checkbox"/> 	Tag No.	Order	A01
<input type="checkbox"/> 	Tag No.	Tag No. (TE)	B01
<input type="checkbox"/> 	Tag No.	Item/Model (TE)	B03
<input type="checkbox"/> 	Description	Sub-Supplier	C04
<input type="checkbox"/> 	Item/Model	Item/Model (TE)	D01
<input type="checkbox"/> 	Order	Order	G02
<input type="checkbox"/> 	Product Type	Item/Model (TE)	J01
<input type="checkbox"/> 	Tag No.	Order	K01
<input type="checkbox"/> 	Tag No.	Order	K10
<input type="checkbox"/> 	Tag No.	Tag No. (TE)	L01

No more pages  Show on page: 30 ▼ Items on page: 10 Total found: 10



You can see which EQ number is set for both auto-generated AND manual cards from the "Equipment Number" column on the card list.