

Compilation Templates (and Layout Impacts)

01/02/2026 4:21 pm MST

There are five different templates used in compilations. Users can upload / update templates by navigating to **System Menu > Admin > Template Mgmt > Output Templates**.

Templates

Compilation Cover Page:	Default Compilation Cover Page (system) ▼
Table of Contents:*	Compilation Table of Contents Template (system) ▼
Section Title Page:*	Compilation Section Title Page (system) ▼
Doc Code Title Page:*	Compilation Doc Code Title Page (system) ▼
Sub-Package Title Page:	Compilation Sub-Package Title Page (system) ▼

Compilation Cover Page

The compilation cover page can be downloaded as a separate document and/or be included as the first page of the compilation structure. The system-generated compilation cover page includes the compilation name, project name, PO number, etc., and custom compilation cover pages can be created if desired. For more information about compilation cover pages (and when to use them), see this article: [Add Compilation Cover Page](#).

Download Compilation

Generate Compilation

Download Table of Contents

Generate Table of Contents

Download Compilation Cover Page

Document Codes and Sections				+ Compilation Cover Page	+ Index	+ Section
* Hold CTRL (or SHIFT) and use left mouse click to select multiple codes						
Name	Type	Tools	Sort Alphabetically			
Compilation Cover Page	Cover Page					
Table of Contents	TOC					
▼ Certificates	Section					
L25 Hydrostatic / Pneumatic Test Certificates	Doc Code					
L99 Letter / Certificate of Material Compliance	Doc Code					
▼ Data Sheets	Section					
K11 Registration of Fittings, Valves and Vessels(CRN)	Doc Code					
L01 Material Test Certificate (Each)	Doc Code					
L14 Certificate of Compliance (Each)	Doc Code					



For customers who are still working with hard copy's, the compilation cover page is typically inserted into the clear plastic cover on the front flap of a three hole binder.

Table of Contents

The table of contents (TOC) is automatically included in the compilation. There are a variety of settings under the "Table of Contents and Bookmarks sections options" section that adjust the layout of the table of contents.







For detailed information on each of these options, see the following articles:

1. [Sort Cards in Compilation](#)
2. [Table of Contents - Examples](#)

Section Title Page

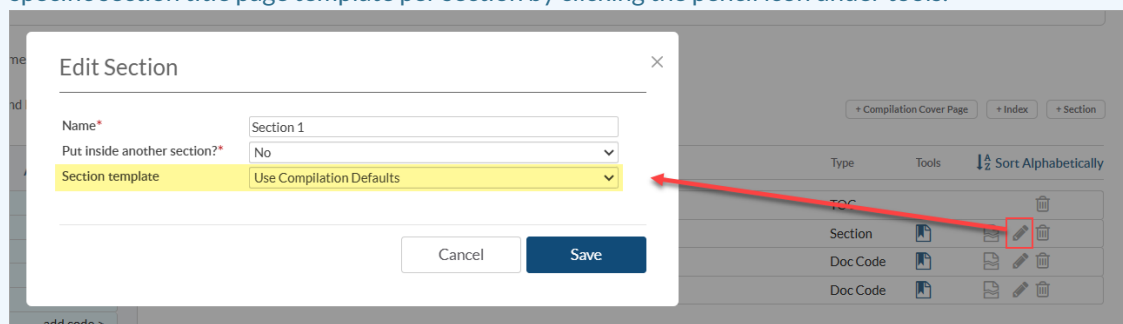
Section title pages are included if/when a section has been added to the compilation structure. The system-generated section title page includes the section name and a full list of the sub-hierarchy (sub sections and doc codes contained in the section), and custom section title pages can be created if desired.

If section title pages do not need to be included, they can be disabled in the compilation structure by clicking on the icon next to the section name.

Compilation Cover Page	Cover Page		
Table of Contents	TOC		
1 Engineering	Section		
1.1 AA Document Schedule (Order)	Doc Code		
1.2 DS Data Sheets (Tag (TE))	Doc Code		



If different section title page templates are required for different sections, there is the option to set a specific section title page template per section by clicking the pencil icon under tools.



Edit Section

Name* Section 1

Put inside another section?* No







Section template Use Compilation Defaults

Cancel Save

Doc Code Title Page

Doc codes are treated as sections for the purposes of the table of contents. The system-generated doc code title page includes the doc code name and a full list of the cards contained, and custom doc code title pages can be created if desired.

If doc code title pages do not need to be included, they can be disabled in the compilation structure by clicking on the icon next to the doc code name.

Compilation Cover Page	Cover Page		
Table of Contents	TOC		
1 Engineering	Section		
1.1 AA Document Schedule (Order)	Doc Code		
1.2 DS Data Sheet (Tag (TE))	Doc Code		

To disable title pages for **all** doc codes, set the Doc Code Title Page option to "No Template" AND check the "Disable title page for Doc Code" box under the "Compilation Structure Options" section.

Sub-Package Title Pages

Sub-package title pages are included if/when the compilation has been set to be organized by sub-package. The system-generated sub-package title page includes the sub-package name and a full list of the sub-hierarchy (sub sections and doc codes contained in the section), and custom sub-package title pages can be created if desired.